

School vs. Database

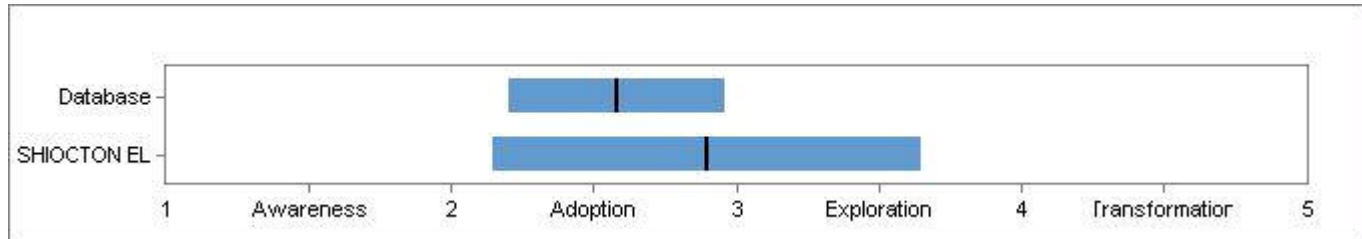
School: SHIOCTON EL

District: SHIOCTON

City: SHIOCTON **State:** WI - Wisconsin

Survey Dates: Feb 1 2007 through Feb 28 2007

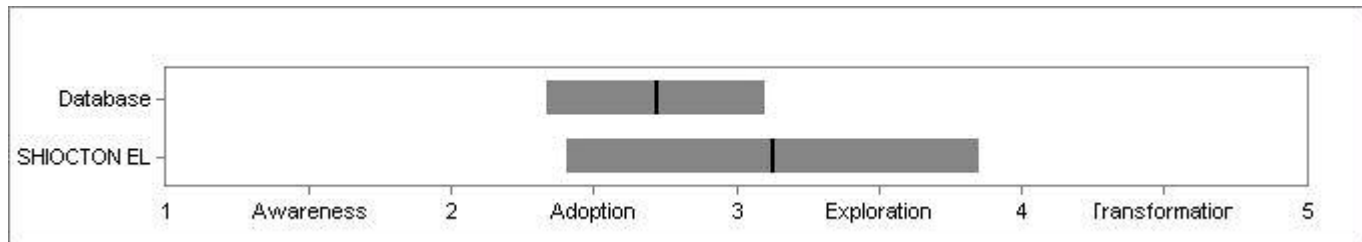
Condition: Forward-Thinking, Shared Vision



Database: Mean = 2.58 Variation = 0.38

SHIOCTON EL: Mean = 2.9 Variation = 0.75

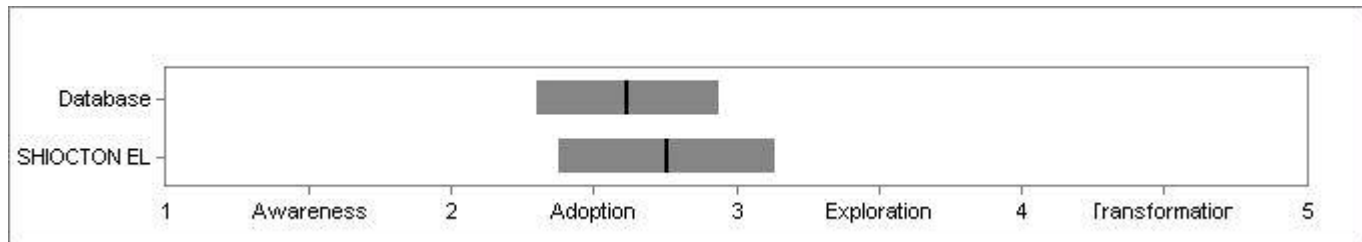
Indicator: Digital-Age Vision for Learners



Database: Mean = 2.72 Variation = 0.38

SHIOCTON EL: Mean = 3.13 Variation = 0.72

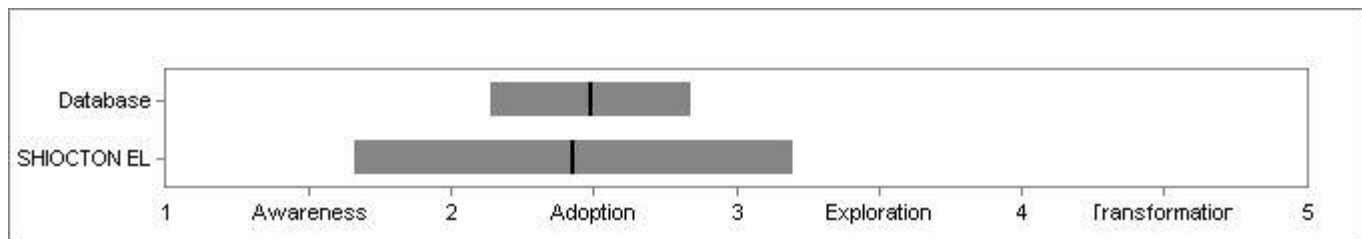
Indicator: Sound Base in Research and Best Practices



Database: Mean = 2.62 Variation = 0.32

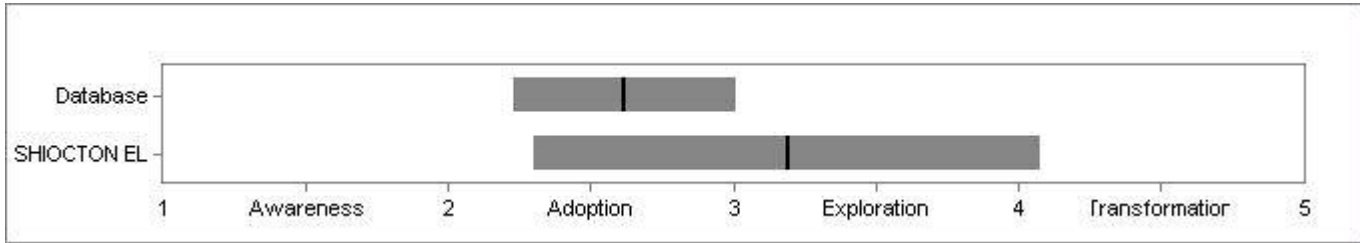
SHIOCTON EL: Mean = 2.76 Variation = 0.38

Indicator: Community Linkages




Database: Mean = 2.49 Variation = 0.35
SHIOCTON EL: Mean = 2.43 Variation = 0.77

Indicator: Stakeholder Commitment



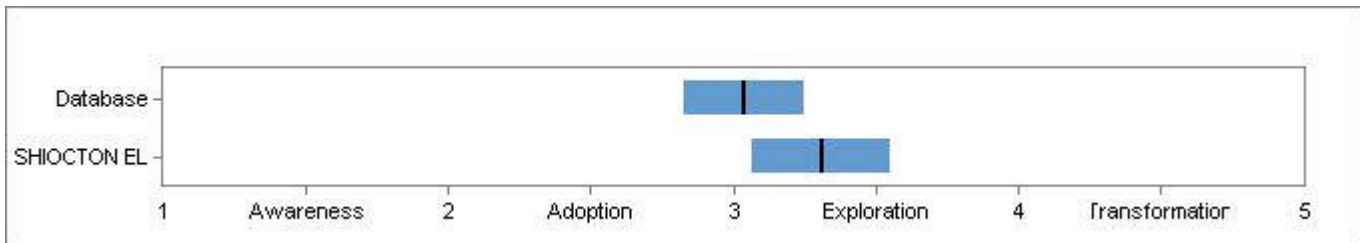
Database: Mean = 2.62 Variation = 0.39
SHIOCTON EL: Mean = 3.19 Variation = 0.89

Indicator: Communication



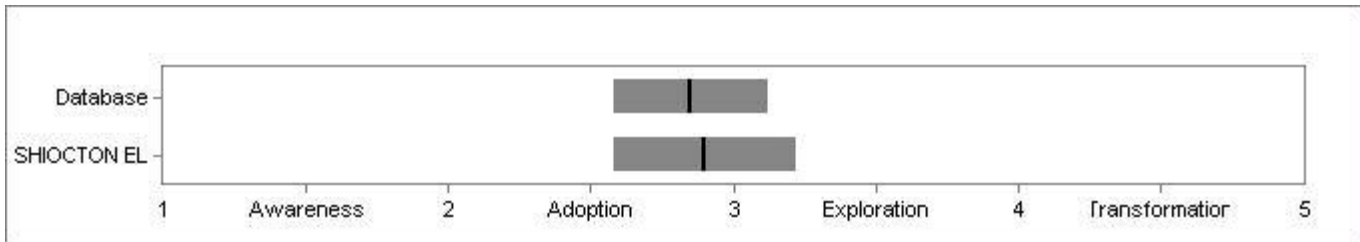
Database: Mean = 2.44 Variation = 0.49
SHIOCTON EL: Mean = 3 Variation = 0.99

Condition: Effective Teaching and Learning Practice



Database: Mean = 3.04 Variation = 0.21
SHIOCTON EL: Mean = 3.31 Variation = 0.24

Indicator: Learning Environment



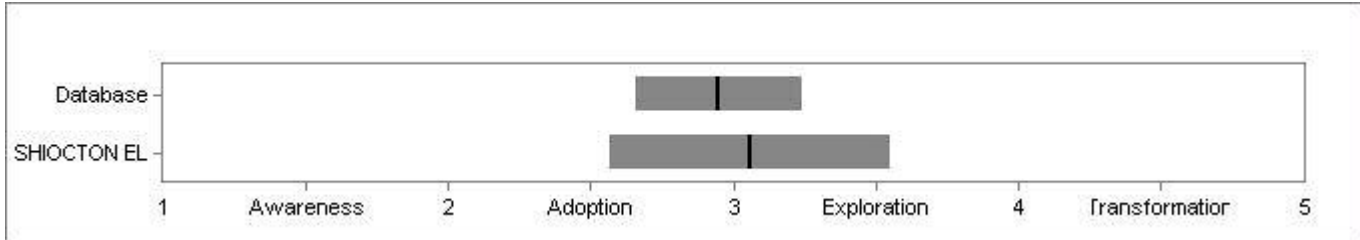
Database: Mean = 2.85 Variation = 0.27
SHIOCTON EL: Mean = 2.9 Variation = 0.32

Indicator: Alignment To the Vision



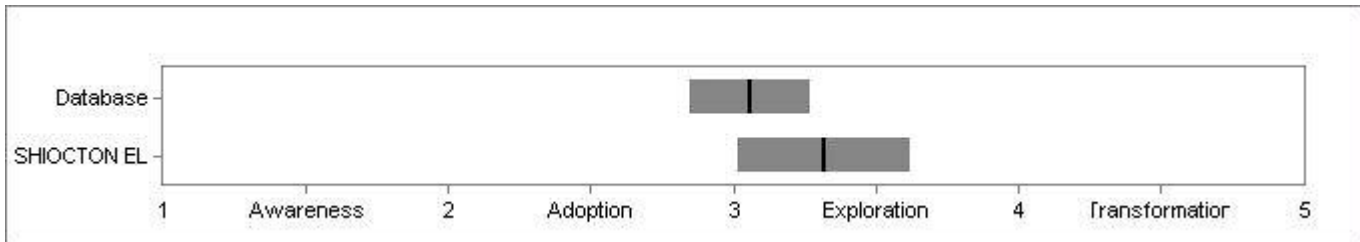
Database: Mean = 3.42 Variation = 0.21
SHIOCTON EL: Mean = 3.59 Variation = 0.08

Indicator: Relevance



Database: Mean = 2.95 Variation = 0.29
SHIOCTON EL: Mean = 3.06 Variation = 0.49

Indicator: Range of Use



Database: Mean = 3.06 Variation = 0.21
SHIOCTON EL: Mean = 3.32 Variation = 0.3

Indicator: Sound Base in Research and Best Practices



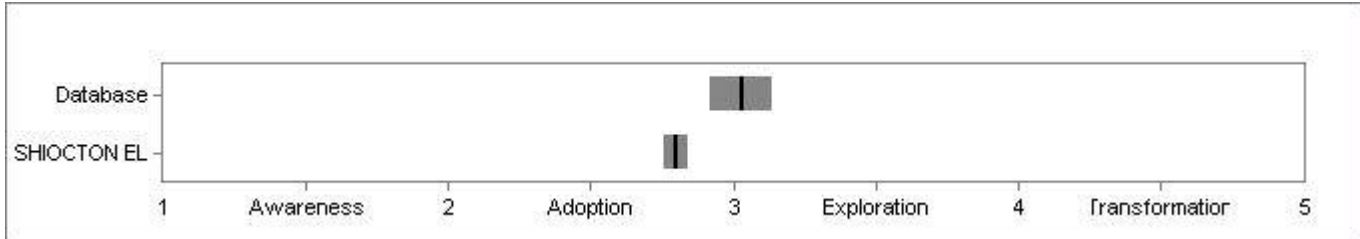
Database: Mean = 2.91 Variation = 0.01
SHIOCTON EL: Mean = 3.67 Variation = 0.01

Condition: Educator Proficiency




Database: Mean = 3 Variation = 0.1
SHIOCTON EL: Mean = 2.86 Variation = 0.06

Indicator: Cultivation of Digital-Age Skills and Processes



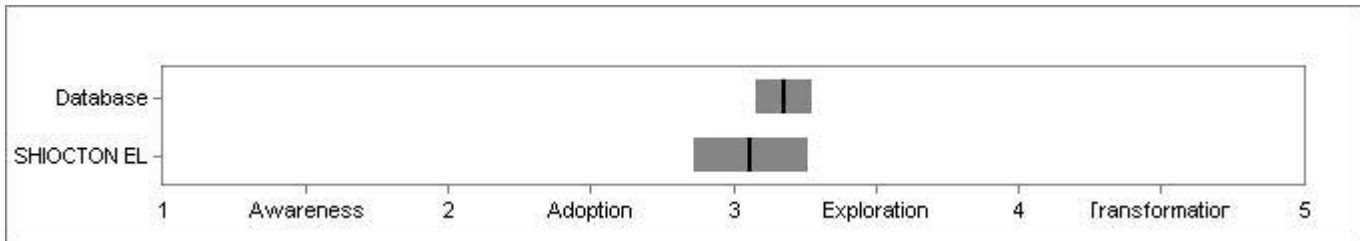
Database: Mean = 3.03 Variation = 0.11
SHIOCTON EL: Mean = 2.8 Variation = 0.04

Indicator: Planning and Design



Database: Mean = 2.85 Variation = 0
SHIOCTON EL: Mean = 2.67 Variation = 0

Indicator: Implementing Technology-Supported Learning



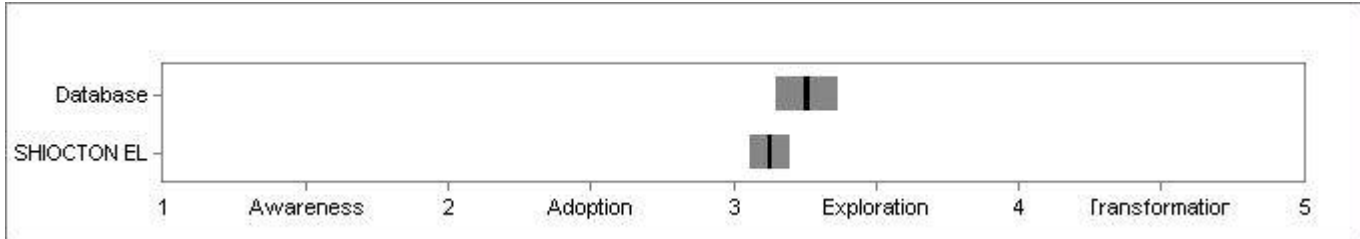
Database: Mean = 3.18 Variation = 0.1
SHIOCTON EL: Mean = 3.06 Variation = 0.2

Indicator: Assessment Literacy



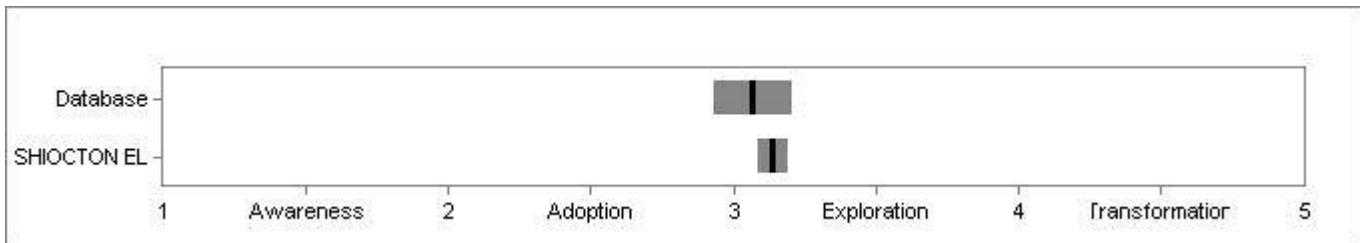
Database: Mean = 2.63 Variation = 0.12
SHIOCTON EL: Mean = 2.37 Variation = 0.02

Indicator: Professional Practice and Productivity



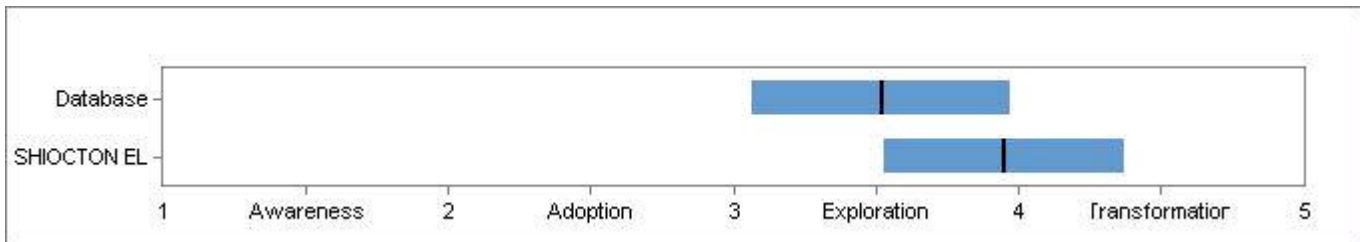
Database: Mean = 3.26 Variation = 0.11
SHIOCTON EL: Mean = 3.13 Variation = 0.07

Indicator: Social, Ethical, and Legal Issues



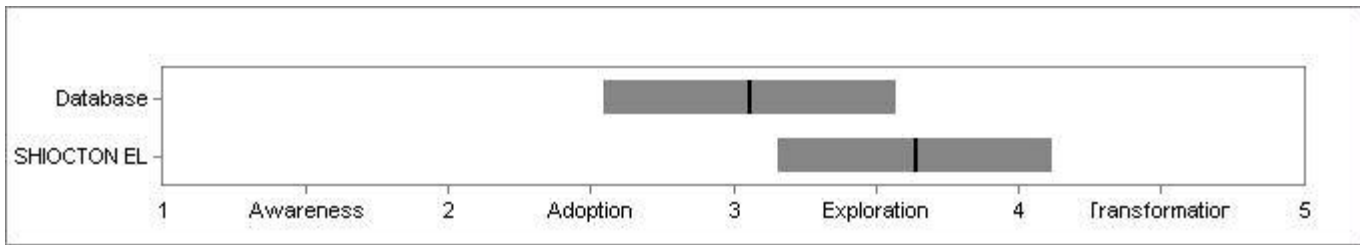
Database: Mean = 3.07 Variation = 0.14
SHIOCTON EL: Mean = 3.14 Variation = 0.05

Condition: Digital-Age Equity



Database: Mean = 3.52 Variation = 0.45
SHIOCTON EL: Mean = 3.95 Variation = 0.42

Indicator: Digital Equity: Socioeconomic



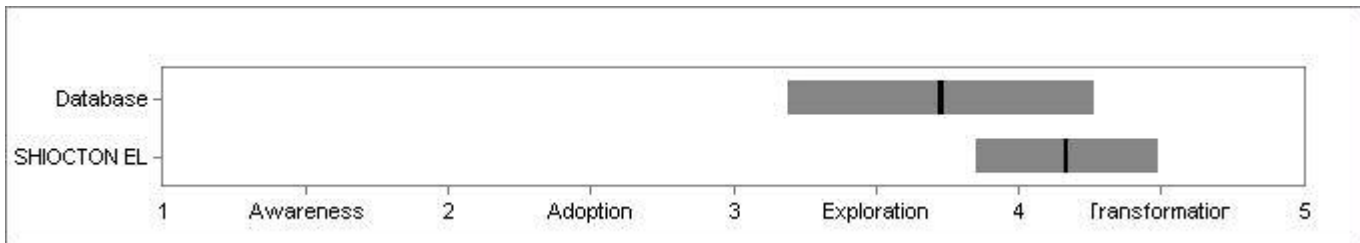
Database: Mean = 3.06 Variation = 0.51
SHIOCTON EL: Mean = 3.64 Variation = 0.48

Indicator: Digital Equity: Gender



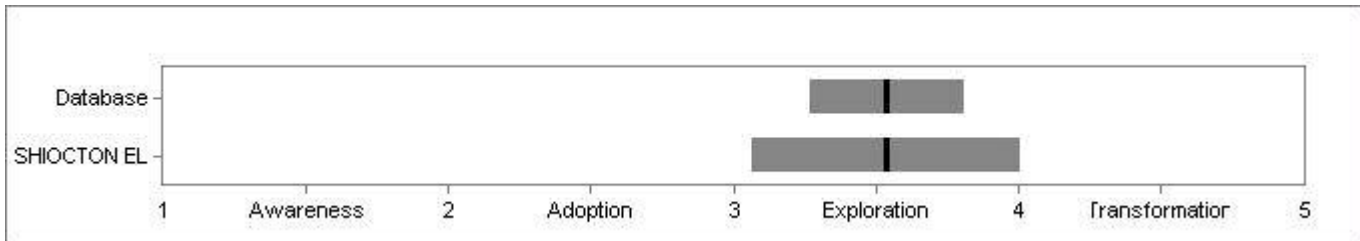
Database: Mean = 3.91 Variation = 0.47
SHIOCTON EL: Mean = 4.6 Variation = 0.34

Indicator: Digital Equity: Race




Database: Mean = 3.73 Variation = 0.54
SHIOCTON EL: Mean = 4.17 Variation = 0.32

Indicator: Digital Equity: Special Needs



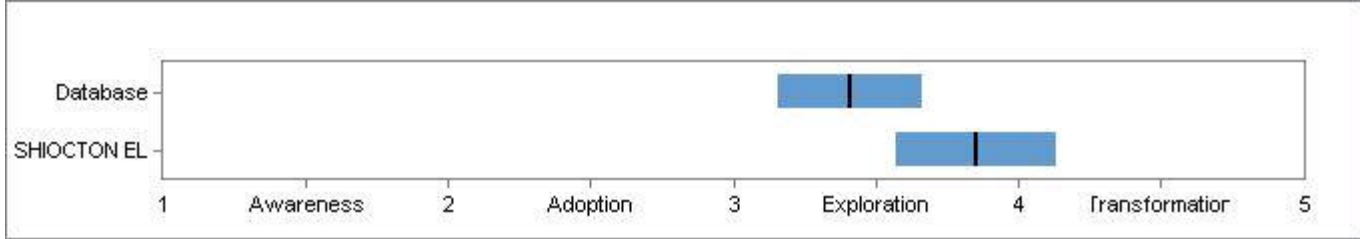
Database: Mean = 3.54 Variation = 0.27
SHIOCTON EL: Mean = 3.54 Variation = 0.47

Indicator: Digital Equity: Systemwide



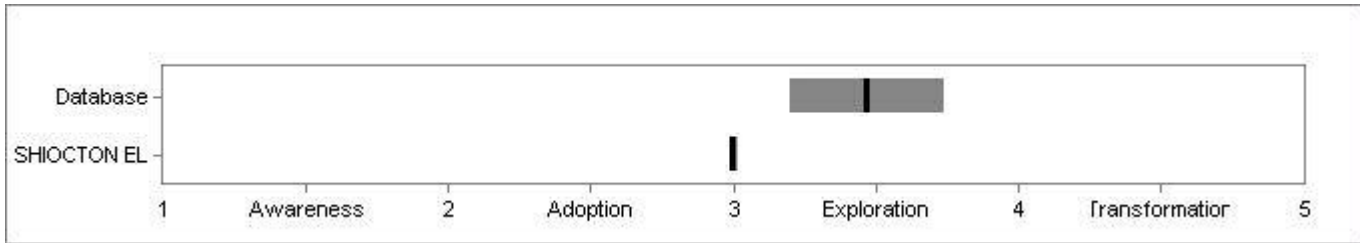
Database: Mean = 3.35 Variation = 0.44
SHIOCTON EL: Mean = 3.82 Variation = 0.48

Condition: Robust Access Anywhere, Anytime




Database: Mean = 3.41 Variation = 0.25
SHIOCTON EL: Mean = 3.85 Variation = 0.28

Indicator: Technology Resources



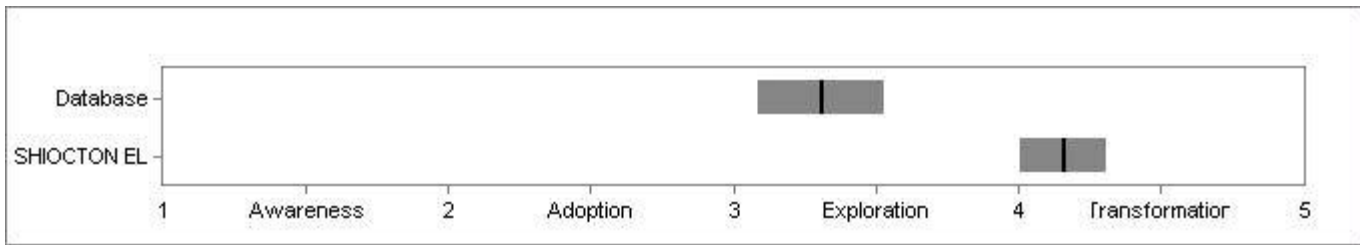
Database: Mean = 3.47 Variation = 0.27
SHIOCTON EL: Mean = 3 Variation = 0

Indicator: Connectivity



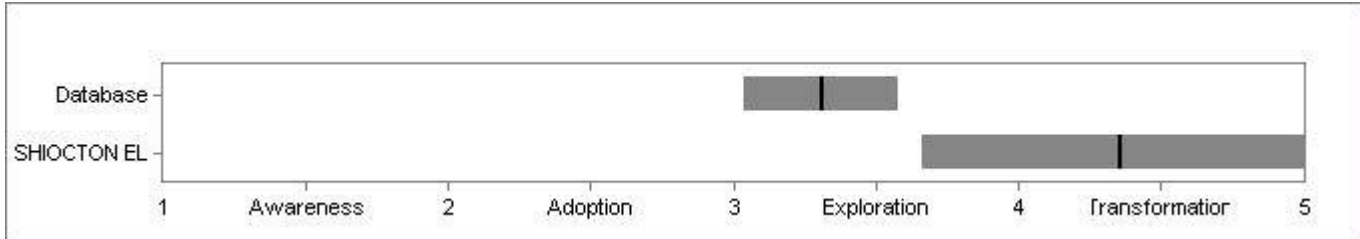
Database: Mean = 4.06 Variation = 0.2
SHIOCTON EL: Mean = 4.46 Variation = 0.24

Indicator: Technical Support



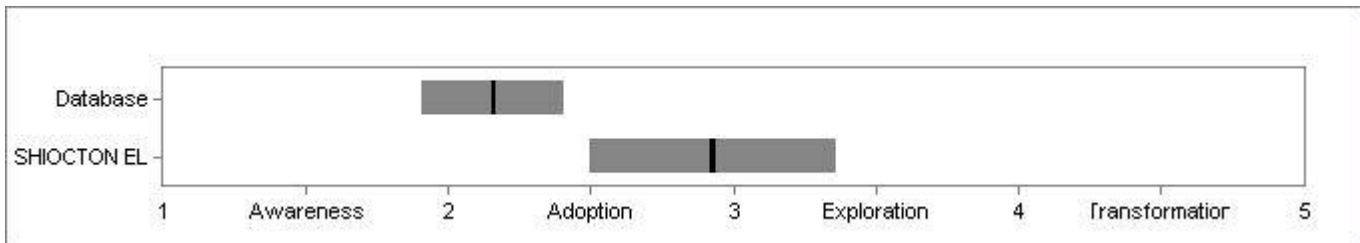
Database: Mean = 3.31 Variation = 0.22
SHIOCTON EL: Mean = 4.16 Variation = 0.15

Indicator: Technology-Ready Facilities




Database: Mean = 3.31 Variation = 0.27
SHIOCTON EL: Mean = 4.36 Variation = 0.7

Indicator: Virtual Learning Opportunities



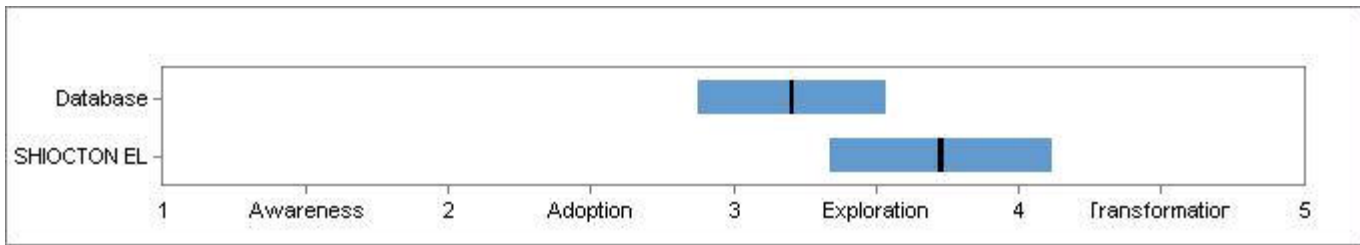
Database: Mean = 2.16 Variation = 0.25
SHIOCTON EL: Mean = 2.93 Variation = 0.43

Indicator: Administrative Processes and Operations



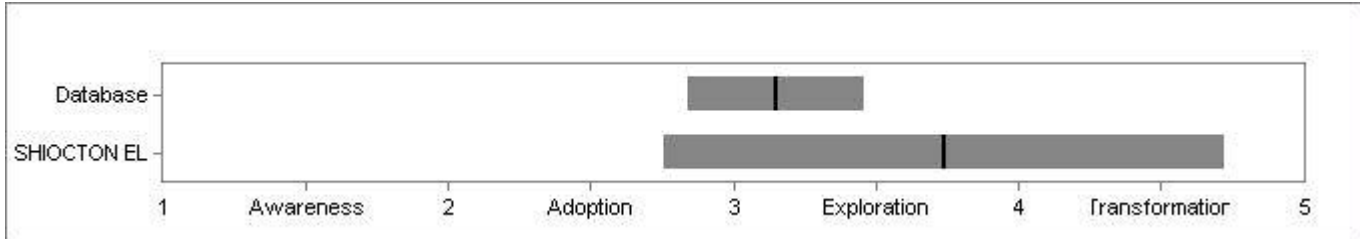
Database: Mean = 3.98 Variation = 0.29
SHIOCTON EL: Mean = 4.19 Variation = 0.14

Condition: Systems and Leadership



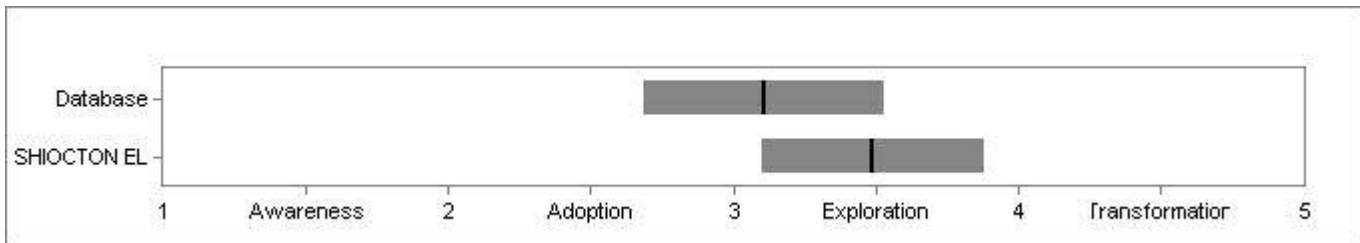
Database: Mean = 3.21 Variation = 0.33
SHIOCTON EL: Mean = 3.73 Variation = 0.39

Indicator: Systems Thinking and Process Reengineering



Database: Mean = 3.15 Variation = 0.31
SHIOCTON EL: Mean = 3.74 Variation = 0.98

Indicator: Digital-Age Standards and Assessments



Database: Mean = 3.11 Variation = 0.42
SHIOCTON EL: Mean = 3.49 Variation = 0.39

Indicator: Culture of Learning and Innovation



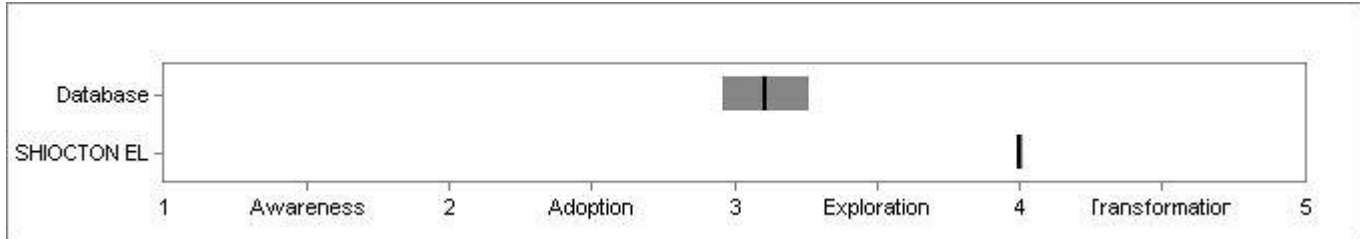
Database: Mean = 3.45 Variation = 0.22
SHIOCTON EL: Mean = 3.52 Variation = 0.09

Indicator: Community Connections



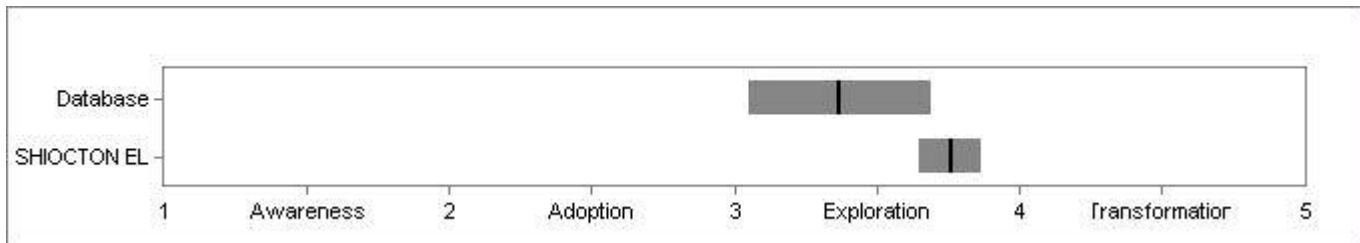
Database: Mean = 2.81 Variation = 0.49
SHIOCTON EL: Mean = 2.95 Variation = 1.17

Indicator: Administrator Proficiency



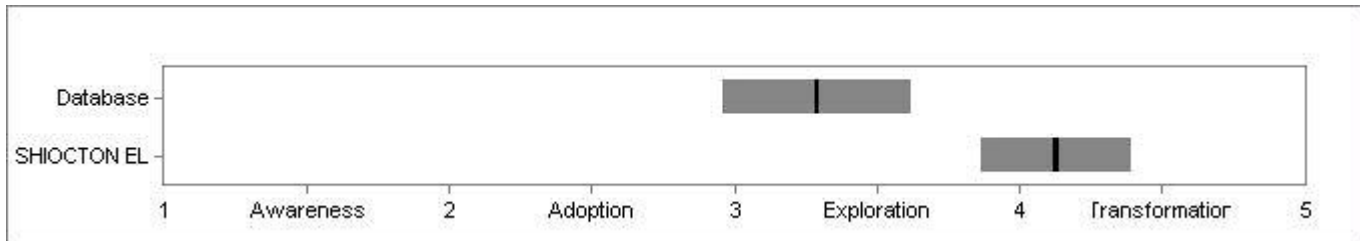
Database: Mean = 3.11 Variation = 0.15
SHIOCTON EL: Mean = 4 Variation = 0

Indicator: Professional Development



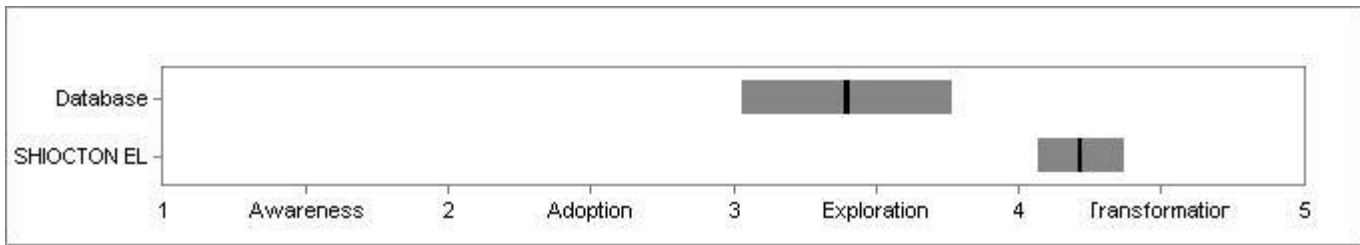
Database: Mean = 3.37 Variation = 0.32
SHIOCTON EL: Mean = 3.76 Variation = 0.11

Indicator: Data-Driven Decision Making and Accountability



Database: Mean = 3.29 Variation = 0.33
SHIOCTON EL: Mean = 4.13 Variation = 0.26

Indicator: Comprehensive, Prioritized Funding



Database: Mean = 3.4 Variation = 0.37

SHIOCTON EL: Mean = 4.22 Variation = 0.15

enGauge Framework and Online Assessment © 2008 Learning Point Associates.